

## Legal and additional information.

### About Samsung Electronics Co., Ltd.

Samsung Electronics Co., Ltd. inspires the world and shapes the future with transformative ideas and technologies, redefining the worlds of TVs, smartphones, wearable devices, tablets, cameras, digital appliances, printers, medical equipment, network systems and semiconductors.

We are also leading in the Internet of Things space through, among others, our Digital Health and Smart Home initiatives. We employ 307,000 people across 83 countries. To discover more, please visit our official website at [www.samsung.com](http://www.samsung.com) and our official blog at [global.samsungtomorrow.com](http://global.samsungtomorrow.com).

Copyright © 2015 Samsung Electronics Co., Ltd. All rights reserved.

Samsung is a registered trademark of Samsung Electronics Co., Ltd.

Specifications and designs are subject to change without notice. Non-metric weights and measurements are approximate. All data were deemed correct at time of creation. Samsung is not liable for errors or omissions. All brand, product, service names and logos are trademarks and/or registered trademarks of their respective owners and are hereby recognized and acknowledged.

Samsung Electronics Co., Ltd.

95, Samsung 2-ro

Giheung-gu

Yongin-si, Gyeonggi-do, 446-711

KOREA


[www.samsungled.com](http://www.samsungled.com)

SAMSUNG

Rev.2.0 Feb. 2015

# Samsung LED Engine

## The best solution for luminaires



SAMSUNG

# Overview & Performance

Samsung Electronics Co., Ltd. is a global leader in consumer electronics and the core components that go into them.

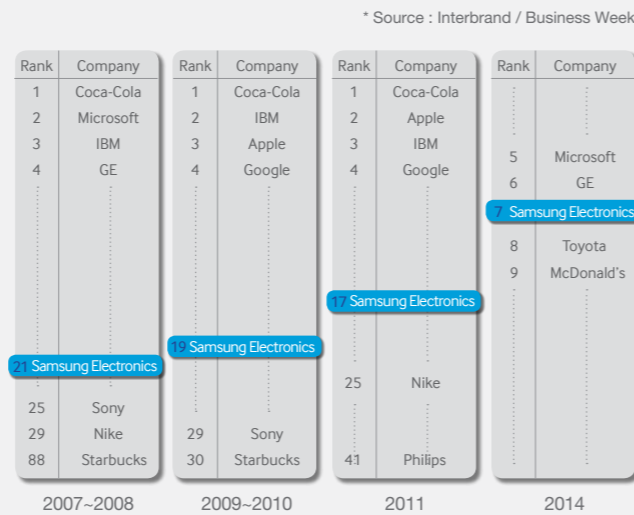
## Overview

Samsung's global network extends across the world where the creativity, expertise and diverse perspectives of employees are helping to drive growth.



## Brand Value

Rising in rank from its No. 17 position in 2011, Samsung recorded a brand value of \$45.5 Billion in 2014, a 94% increase compared to 2011 \$23.4 billion.

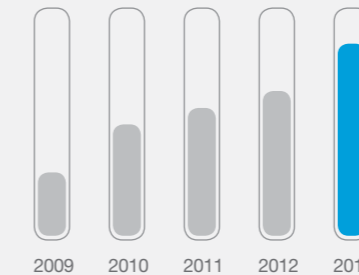


Samsung aspires to create new technologies and innovative products that inspire the world, while delivering new value to enhance the lives of customers, partners and employees.

## Intellectual Property

In 2013, Samsung registered 5,946 new patents at the U.S. Patent & Trade Office. This placed it as the second-highest U.S. patent winner, a position it has held for the past six consecutive years.

### Samsung Patents (U.S.)

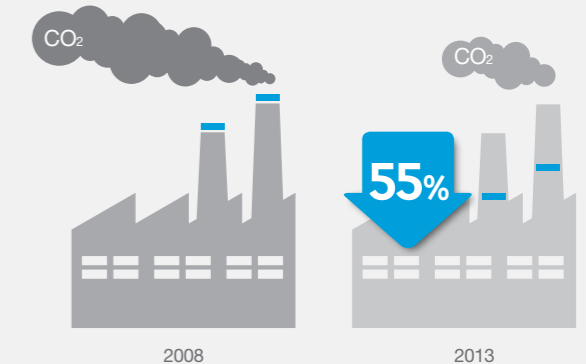


### Top Patent Holders (U.S.)



## Sustainability

Samsung Electronics cares greatly about the environment and strives to make a positive impact. These efforts have led to a 55% reduction in greenhouse gas emissions from its factories in 2013 compared to the 2008 baseline. In addition, Samsung's products are also making a difference with 3,285 product models being certified with globally recognized eco-marks in 2013.



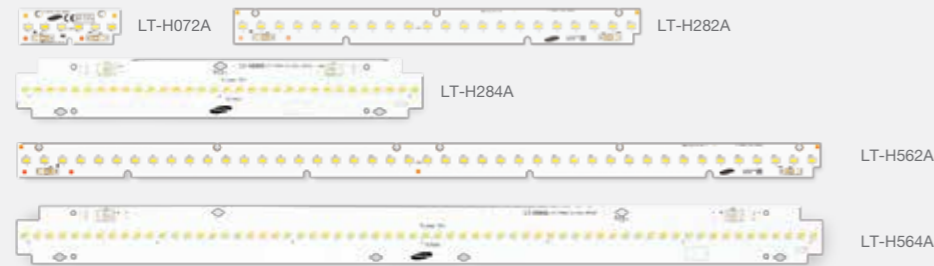
# Ambient Light | Linear platform module

With its modular construction, easy to use connections and best color consistency, the Linear Platform Module is the perfect alternative to fluorescent lamp.

- Tight color binning for best color consistency and high uniformity
- Modular design flexibility makes a wide variety of luminaire designs possible
- Peace of mind with Samsung-backed quality and performance
- Zhaga compatible design ensures the Linear Platform Module is future proof



## H-Series



Type	Luminous Flux (lm)	Power Consumption (W)	Input Voltage (V)	IF (mA)	I <sub>max</sub> (mA)	Efficacy (lm/W)	CRI Min.	CCT (K)	Beam Angle (°)	Size (mm)	Temperature Range (°C)	Lifetime (hrs)	Certification	Model Name
LT-H072A	350	2.8	9.45	300	360	124	80	3000	115	70x24x5.8	-20~+50	50,000	ENEC, CE UL, cUL	SI-B8V031070WW
	360					126		3500						SI-B8U031070WW
	370					131		4000						SI-B8T031070WW
	380					134		5000						SI-B8R031070WW
LT-H282A	1,290	10.3	34.3	300	360	125	80	3000	115	280x24x5.8	-20~+50	50,000	ENEC, CE UL, cUL	SI-B8V102280WW
	1,310					127		3500						SI-B8U102280WW
	1,365					132		4000						SI-B8T102280WW
	1,390					135		5000						SI-B8R102280WW
LT-H284A	1,200	8.1	11.6	700	1,200	149	80	3000	115	280x40x5.95	-20~+70	50,000	ENEC, CE UL, cUL	SI-B8V08128001
	1,220					151		3500						SI-B8U08128001
	1,260					156		4000						SI-B8T08128001
	1,300					161		5000						SI-B8R08128001
LT-H562A	2,580	20.4	68.0	300	360	126	80	3000	115	560x24x5.8	-20~+50	50,000	ENEC, CE UL, cUL	SI-B8V201560WW
	2,620					128		3500						SI-B8U201560WW
	2,725					134		4000						SI-B8T201560WW
	2,785					136		5000						SI-B8R201560WW
LT-H564A	2,400	16.2	23.2	700	1,200	149	80	3000	115	560x40x5.95	-20~+70	50,000	ENEC, CE UL, cUL	SI-B8V16156001
	2,440					151		3500						SI-B8U16156001
	2,520					156		4000						SI-B8T16156001
	2,600					161		5000						SI-B8R16156001



## Linear LAM



Type	Luminous Flux (lm)	Power Consumption (W)	Input Voltage (V)	IF (mA)	I <sub>max</sub> (mA)	Efficacy (lm/W)	CRI Min.	CCT (K)	Beam Angle (°)	Size (mm)	Temperature Range (°C)	Lifetime (hrs)	Certification	Model Name
LT-A302A	880	7.6	12.7	600	-	116	80	2700	145	295x21x6.0	-30~+50	50,000	ENEC, CE UL, cUL	SI-B8W071300WW
	890					117		3000						SI-B8V071300WW
	910					120		3500						SI-B8U071300WW
	940					124		4000						SI-B8T071300WW
	970					128		5000						SI-B8R071300WW

## E-Series



Type	Luminous Flux (lm)	Power Consumption (W)	Input Voltage (V)	IF (mA)	I <sub>max</sub> (mA)	Efficacy (lm/W)	CRI Min.	CCT (K)	Beam Angle (°)	Size (mm)	Temperature Range (°C)	Lifetime (hrs)	Certification	Model Name
LT-E072A	235	1.9	6.3	300	360	124	80	3000	115	70x24x5.8	-20~+50	50,000	ENEC, CE UL, cUL	SI-B8V021070WW
	240					126		3500						SI-B8U021070WW
	250					131		4000						SI-B8T021070WW
	255					134		5000						SI-B8R021070WW
	705					125		3000						SI-B8V061280WW
LT-E282A	715	5.6	18.7	300	360	127	80	3500	115	280x24x5.8	-20~+50	50,000	ENEC, CE UL, cUL	SI-B8U061280WW
	745					132		4000						SI-B8T061280WW
	760					135		5000						SI-B8R061280WW
	1,100					130		3000						SI-B8V08228001
	1,120					132		3500						SI-B8U08228001
LT-E284A	1,150	8.5	12.1	700	750	136	80	4000	115	280x40x5.95	-20~+70	50,000	ENEC, CE UL, cUL	SI-B8T08228001
	1,190					140		5000						SI-B8R08228001
	1,407					126		3000						SI-B8V112560WW
	1,429					128		3500						SI-B8U112560WW
	1,487					134		4000						SI-B8T112560WW
LT-E562A	1,518	11.2	37.4	300	360	136	80	5000	115	560x24x5.8	-20~+50	50,000	ENEC, CE UL, cUL	SI-B8R112560WW
	2,200					130		3000						SI-B8V16256001
	2,240					132		3500						SI-B8U16256001
	2,300					136		4000						SI-B8T16256001
	2,380					140		5000						SI-B8R16256001




# Ambient Light | Linear platform module

## M-Series



LT-M552A / LT-M562A / LT-M552F / LT-M562F  
 LT-M552B / LT-M562B / LT-M552G / LT-M562G  
 LT-M552C / LT-M562C / LT-M552H / LT-M562H

Type	Luminous Flux (lm)	Power Consumption (W)	Input Voltage (V)	IF (mA)	I <sub>max</sub> (mA)	Efficacy (lm/W)	CRI Min.	CCT (K)	Beam Angle (°)	Size (mm)	Temperature Range (°C)	Lifetime (hrs)	Certification	Model Name
LT-M552A LT-M562A	1,460	11.1	24.7	450	450	132	80	3000	115	550x18x5.8 / 560x18x5.8	-20~+70	50,000	ENEC, CE UL, cUL	SI-B8V111550WW / SI-B8V111560WW
	1,480					133		3500						SI-B8U111550WW / SI-B8U111560WW
	1,530					138		4000						SI-B8T111550WW / SI-B8T111560WW
	1,580					142		5000						SI-B8R111550WW / SI-B8R111560WW
LT-M552B LT-M562B	1,950	14.8	24.7	600	600	132	80	3000	115	550x18x5.8 / 560x18x5.8	-20~+70	50,000	ENEC, CE UL, cUL	SI-B8V151550WW / SI-B8V151560WW
	1,970					133		3500						SI-B8U151550WW / SI-B8U151560WW
	2,040					138		4000						SI-B8T151550WW / SI-B8T151560WW
	2,100					142		5000						SI-B8R151550WW / SI-B8R151560WW
LT-M552C LT-M562C	2,350	16.8	24.0	700	900	140	80	3000	115	550x18x5.8 / 560x18x5.8	-20~+70	50,000	ENEC, CE UL, cUL	SI-B8V171550WW / SI-B8V171560WW
	2,390					142		3500						SI-B8U171550WW / SI-B8U171560WW
	2,460					146		4000						SI-B8T171550WW / SI-B8T171560WW
	2,530					151		5000						SI-B8R171550WW / SI-B8R171560WW
LT-M552F LT-M562F	1,020	11.1	24.7	450	450	92	90	2700	115	550x18x5.8 / 560x18x5.8	-20~+70	50,000	ENEC, CE UL, cUL	SI-B9W111550WW / SI-B9W111560WW
	1,050					95		3000						SI-B9V111550WW / SI-B9V111560WW
	1,120					101		3500						SI-B9U111550WW / SI-B9U111560WW
	1,170					105		4000						SI-B9T111550WW / SI-B9T111560WW
LT-M552G LT-M562G	1,350	14.8	24.7	600	600	91	90	2700	115	550x18x5.8 / 560x18x5.8	-20~+70	50,000	ENEC, CE UL, cUL	SI-B9W151550WW / SI-B9W151560WW
	1,380					93		3000						SI-B9V151550WW / SI-B9V151560WW
	1,480					100		3500						SI-B9U151550WW / SI-B9U151560WW
	1,550					105		4000						SI-B9T151550WW / SI-B9T151560WW
LT-M552H LT-M562H	1,660	16.8	24.0	700	900	99	90	2700	115	550x18x5.8 / 560x18x5.8	-20~+70	50,000	ENEC, CE UL, cUL	SI-B9W171550WW / SI-B9W171560WW
	1,700					101		3000						SI-B9V171550WW / SI-B9V171560WW
	1,820					108		3500						SI-B9U171550WW / SI-B9U171560WW
	1,900					113		4000						SI-B9T171550WW / SI-B9T171560WW



LT-M272A / LT-M272F  
 LT-M272B / LT-M272G  
 LT-M272C / LT-M272H

Type	Luminous Flux (lm)	Power Consumption (W)	Input Voltage (V)	IF (mA)	I <sub>max</sub> (mA)	Efficacy (lm/W)	CRI Min.	CCT (K)	Beam Angle (°)	Size (mm)	Temperature Range (°C)	Lifetime (hrs)	Certification	Model Name
LT-M272A	710	5.4	12.0	450	450	131	80	3000	115	275x18x5.8	-20~+70	50,000	ENEC, CE UL, cUL	SI-B8V051280WW
	721					134		3500						SI-B8U051280WW
	743					138		4000						SI-B8T051280WW
	766					142		5000						SI-B8R051280WW
LT-M272B	946	7.2	24.0	300	360	131	80	3000	115	275x18x5.8	-20~+70	50,000	ENEC, CE UL, cUL	SI-B8V071280WW
	961					133		3500						SI-B8U071280WW
	991					138		4000						SI-B8T071280WW
	1,021					142		5000						SI-B8R071280WW
LT-M272C	1,419	10.8	24.0	450	450	131	80	3000	115	275x18x5.8	-20~+70	50,000	ENEC, CE UL, cUL	SI-B8V113280WW
	1,441					133		3500						SI-B8U113280WW
	1,486					138		4000						SI-B8T113280WW
	1,531					142		5000						SI-B8R113280WW
LT-M272F	510	5.4	12.0	450	450	94	90	2700	115	275x18x5.8	-20~+70	50,000	ENEC, CE UL, cUL	SI-B9W051280WW
	525					97		3000						SI-B9V051280WW
	560					104		3500						SI-B9U051280WW
	585					108		4000						SI-B9T051280WW
LT-M272G	675	7.2	24.0	300	360	94	90	2700	115	275x18x5.8	-20~+70	50,000	ENEC, CE UL, cUL	SI-B9W071280WW
	690					96		3000						SI-B9V071280WW
	740					103		3500						SI-B9U071280WW
	775					108		4000						SI-B9T071280WW
LT-M272H	1,013	10.8	24.0	450	450	94	90	2700	115	275x18x5.8	-20~+70	50,000	ENEC, CE UL, cUL	SI-B9W113280WW
	1,035					96		3000						SI-B9V113280WW
	1,110					103		3500						SI-B9U113280WW
	1,163					108		4000						SI-B9T113280WW



# Ambient Light | Area platform module

High efficacy Area Platform Modules that are cost-effective and deliver uniform light output.

- Available to design slimmer luminaire integrating optical technology (LAM Type)
- Value added optical technology designed by Samsung (LAM Type)
- Uses Samsung's LM561B package which has completed LM-80 test, for proven reliability and performance
- Optimized number of packages for superior light uniformity
- Good thermal performance leads to greater durability and long lifetimes
- Easy to design-in



## Finger Type



Finger-SQ30B



Finger-RT30B

Type	Luminous Flux (lm)	Power Consumption (W)	Input Voltage (V)	IF (mA)	I <sub>max</sub> (mA)	Efficacy (lm/W)	CRI Min.	CCT (K)	Beam Angle (°)	Size (mm)	Temperature Range (°C)	Lifetime (hrs)	Certification	Model Name
Finger-SQ30B Finger-RT30B	1,420	10.7	15.3	700	900	133	80	3000	115	259x250x5.8 / 216x273x7.4	-20~+50	50,000	ENEC, CE	SI-B8V11225001 / SI-B8V11228001
	1,450					136		3500						SI-B8U11225001 / SI-B8U11228001
	1,500					140		4000						SI-B8T11225001 / SI-B8T11228001
	1,540					144		5000						SI-B8R11225001 / SI-B8R11228001
	1,490					139		6500						SI-B8P11225001 / SI-B8P11228001

## Finger Type



Finger-SQ32B



Finger-RT32B



Finger-SQ64B



Finger-RT64B

Type	Luminous Flux (lm)	Power Consumption (W)	Input Voltage (V)	IF (mA)	I <sub>max</sub> (mA)	Efficacy (lm/W)	CRI Min.	CCT (K)	Beam Angle (°)	Size (mm)	Temperature Range (°C)	Lifetime (hrs)	Certification	Model Name
Finger-SQ32B Finger-RT32B	1,310	9.2	24.0	385	600	142	80	3000	115	259x250x6.8 / 216x273x6.8	-20~+50	50,000	UL, cUL	SI-B8V09626001 / SI-B8V09628001
	1,330					145		3500						SI-B8U09626001 / SI-B8U09628001
	1,370					149		4000						SI-B8T09626001 / SI-B8T09628001
	1,420					154		5000						SI-B8R09626001 / SI-B8R09628001
	1,380					150		6500						SI-B8P09626001 / SI-B8P09628001
Finger-SQ64B Finger-RT64B	1,300	8.1	11.5	700	1,600	160	80	3000	115	259x250x6.8 / 230x273x6.8	-20~+50	50,000	ENEC, CE UL, cUL	SI-B8V10125001 / SI-B8V10128001
	1,320					163		3500						SI-B8U10125001 / SI-B8U10128001
	1,360					168		4000						SI-B8T10125001 / SI-B8T10128001
	1,400					173		5000						SI-B8R10125001 / SI-B8R10128001
	1,360					168		6500						SI-B8P10125001 / SI-B8P10128001

# Ambient Light | Area platform module

## LAM Type



LAM-SQ30B



LAM-RT30B



LAM-SQ32B



LAM-RT32B



LAM-RT40B

Type	Luminous Flux (lm)	Power Consumption (W)	Input Voltage (V)	IF (mA)	I <sub>max</sub> (mA)	Efficacy (lm/W)	CRI Min.	CCT (K)	Beam Angle (°)	Size (mm)	Temperature Range (°C)	Lifetime (hrs)	Certification	Model Name
LAM-SQ30B LAM-RT30B	1,370	10.7	15.3	700	900	128	80	3000	145	259x250x6.6 / 216x273x6.6	-20~+60	50,000	ENEC, CE	SI-B8V11125001 / SI-B8V11128001
	1,390					130		3500						SI-B8U11125001 / SI-B8U11128001
	1,440					135		5000						SI-B8T11125001 / SI-B8T11128001
	1,480					138		5000						SI-B8R11125001 / SI-B8R11128001
	1,440					135		6500						SI-B8P11125001 / SI-B8P11128001
LAM-SQ32B LAM-RT32B	1,260	9.2	24.0	385	600	137	80	3000	145	259x250x5.8 / 216x273x5.8	-20~+60	50,000	UL, cUL	SI-B8V09526001 / SI-B8V09528001
	1,280					139		3500						SI-B8U09526001 / SI-B8U09528001
	1,320					143		5000						SI-B8T09526001 / SI-B8T09528001
	1,360					148		5000						SI-B8R09526001 / SI-B8R09528001
	1,320					143		6500						SI-B8P09526001 / SI-B8P09528001
LAM-RT40B	1,290	9.4	23.5	400	750	130	80	5000	145	216x273x6.7	-20~+60	50,000	-	SI-B8R101290WW



# Downlight / Spotlight

High efficacy modules that are ideal for use in downlights and spotlights.

- High efficacy downlight modules with latest LED technology from Samsung
- Suitable for various application including general flood light, spotlight and ceiling light
- Best color consistency derived from Samsung's extensive binning expertise



## Round Module Gen3



Round-090C



Round-110C



Round-130C

Type	Luminous Flux (lm)	Power Consumption (W)	Input Voltage (V)	IF (mA)	I <sub>max</sub> (mA)	Efficacy (lm/W)	CRI Min.	CCT (K)	Beam Angle (°)	Size (mm)	Temperature Range (°C)	Lifetime (hrs)	Certification	Model Name
Round-090C	1,050	8.4	24	350	450	125	80	3000	115	Φ90x5.7	-30~+50	50,000	UL, cUL, ENEC, CE	SI-N8V0814B0WW
	1,070					127		3500						SI-N8U0814B0WW
	1,100					131		4000						SI-N8T0814B0WW
Round-110C	2,050	17.5	25	700	750	117	80	3000	115	Φ110x5.7	-30~+50	50,000	UL, cUL, ENEC, CE	SI-N8V1714B0WW
	2,080					119		3500						SI-N8U1714B0WW
	2,160					123		4000						SI-N8T1714B0WW
Round-130C	3,330	27.8	39.7	700	750	120	80	3000	115	Φ130x5.7	-30~+50	50,000	UL, cUL, ENEC, CE	SI-N8V2816B0WW
	3,370					121		3500						SI-N8U2816B0WW
	3,520					127		4000						SI-N8T2816B0WW



# Downlight / Spotlight

## Spot Module



SLE-013



SLE-026



SLE-040

Type	Luminous Flux (lm)	Power Consumption (W)	Input Voltage (V)	IF (mA)	I <sub>max</sub> (mA)	Efficacy (lm/W)	CRI Min.	CCT (K)	Beam Angle (°)	Size (mm)	Temperature Range (°C)	Lifetime (hrs)	Certification	Model Name
SLE-013	1,070	8.4	33.5	250	460	128	80	2700	115	φ50x6.7	-40~+85	50,000	UL, cUL, ENEC, CE	SI-N8W1212B0WW
	1,110					133		3000						SI-N8V1212B0WW
	1,140					136		3500						SI-N8U1212B0WW
	1,180					141		4000						SI-N8T1212B0WW
	1,210					144		5000						SI-N8R1212B0WW
SLE-026	2,100	16.8	33.5	500	940	125	80	2700	115	φ50x6.7	-40~+85	50,000	UL, cUL, ENEC, CE	SI-N8W1812B0WW
	2,240					134		3000						SI-N8V1812B0WW
	2,310					138		3500						SI-N8U1812B0WW
	2,380					142		4000						SI-N8T1812B0WW
	2,410					144		5000						SI-N8R1812B0WW
SLE-040	3,570	30.2	33.5	900	1400	118	80	2700	115	φ50x6.7	-40~+85	50,000	UL, cUL, ENEC, CE	SI-N8W3612B0WW
	3,650					121		3000						SI-N8V3612B0WW
	3,860					128		3500						SI-N8U3612B0WW
	4,060					135		4000						SI-N8T3612B0WW
	4,130					137		5000						SI-N8R3612B0WW



# Street Light / High & Low Bay Light

High reliability in diverse environments of road and industrial sector

- Excellent systems efficiency for rapid amortisations
- Highest luminous flux



## F-Series



LT-F552A / LT-F562A

Type	Luminous Flux (lm)	Power Consumption (W)	Input Voltage (V)	IF (mA)	I <sub>max</sub> (mA)	Efficacy (lm/W)	CRI Min.	CCT (K)	Beam Angle (°)	Size (mm)	Temperature Range (°C)	Lifetime (hrs)	Certification	Model Name
LT-F552A LT-F562A	4,310	33.0	24.7	1,350	1,350	131	80	3000	115	550x18x5.2 / 560x18x5.2	-20~+70	50,000	ENEC, CE UL, cUL	SI-B8V341550WW / SI-B8V341560WW / SI-B8U341550WW / SI-B8U341560WW / SI-B8T341550WW / SI-B8T341560WW / SI-B8R341550WW / SI-B8R341560WW
	4,370					133		3500						
	4,510					137		4000						
	4,650					141		5000						

## Modular Platform Engine




Model	IESNA Type /Degree	Heat Sink	Connector	Luminous Flux (lm)	Power Consumption (W)	Input Voltage (V)	IF (mA)	I <sub>max</sub> (mA)	Efficacy (lm/W)	CRI Min.	CCT (K)	Weight (g)	Waterproof/Dustproof Grade	Temperature Range (Operation, T <sub>c</sub> )	Certification	Model Name		
E-TYPE (LH351Z)	Type-2S (I)	Wire (without connector)	with Fin	2,100	21	30	700	1,000	100	70	4000	280	IP66	-30~+65	CE, UL, cUL	SL-P7T2E32SZWW		
	SL-P7R2E32SZWW																	
	SL-P7T2E33MZWW																	
	SL-P7R2E33MZWW																	
	SL-P7T2E31MZWW																	
	SL-P7R2E31MZWW																	
	SL-P7T2E37MZWW																	
SL-P7R2E37MZWW																		
T-TYPE (LH351A)	Type-2M (L)	JST	with Fin	2,300	21	30	700	1,000	110	75	5000	460	IP66	-30~+65	-	SL-PGR2T43M3WW		
	SL-PGR2T47M3WW																	
	Type-3M (I)															88	5000	SL-P7T2E24MZWW
	SL-P7R2E24MZWW																	
	Type-4M (I)																	SL-P7T2E24MZWW
	SL-P7R2E24MZWW																	
	SL-P7T2E35SZWW																	
SL-P7R2E35SZWW																		
SL-P7T2E385ZWW																		
SL-P7R2E385ZWW																		

※ (I) : optimized for Illuminance Uniformity, (L) : optimized for Luminance Uniformity, E-Type : with Fin, T-Type : Flange with Fin




# LED Driver



0-10V



DALI



Non-Dimmable



Model Name	Power Consumption (W)	Size (mm)	Input Voltage (V)	Output Voltage (V)	Output Current/ch (mA)	Efficiency (%)	THD (%)	Dimming	Certification	Power factor	Remark
SI-EPF007040WW	75	359x30x26.5	120-277	22~52	1,000-2,100	83	<20	0-10V	UL, cUL	>0.9	Output current adjustable by Rset
SI-EPF006660WW	50	300x30x21		20-50	500-1,400	83	<20				
SI-EPF006650WW	30	123x79x33		20-50	350-1,050	83	<20				
SI-EPF006640WW	15	123x79x33		20-50	180-500	83	<20				
SI-EPF006450WW	75	360x30x21	220-240	20~54	1,000-2,100	90	<20	DALI	CE	>0.95	Output current adjustable by Rset
SI-EPF006480EU	50	360x30x21		20~54	600-1,400	87	<18				
SI-EPD006580EU	35	103x67x29.5		15-54	350-1,050	86	<10				
SI-EPD006460EU	15	103x67x29.5		12-54	180-700	86	<15				
SI-EPF006400WW	75	360x30x21	220-240	27-54	1,200/1,400/1,550	87	<10	Non Dim	CE, KC	>0.95	Selectable output current
SI-EPF006440WW	50	280x30x21		27-54	800/925/1,050	86	<10				
SI-EPD006570WW	35	130x67x29.5		17-34	800/925/1,050	87	<20				
SI-EPD006550KR	15	97x43x29.5		27-54	290/350/420	85	<15				

•Channel : 1 •Standard Lead-Time : 8 weeks

## Smart Partner, Brilliant Solutions

