

High Current Connectors - UHV150-AS/AS - 2130033

Please be informed that the data shown in this PDF Document is generated from our Online Catalog. Please find the complete data in the user's documentation. Our General Terms of Use for Downloads are valid (<http://phoenixcontact.com/download>)



Universal terminal block with bolt connection, cross section: 50 ... 150 mm², width: 46 mm, color: gray


The figure shows a combination of versions UHV 150-AS/AS, UHV 150-KH/AS and UHV 150-KH/KH

Why buy this product

- The comprehensive range of accessories, such as the connection rail for cross connection, ensures safe and user-friendly wiring of conductors up to 240 mm²
- Versions are available with a cable lug or direct connection and there is a mixed version of both connection methods
- The UHV ... high-current connectors are available in several versions



Key Commercial Data

Packing unit	10 STK
GTIN	 4 017918 052812
GTIN	4017918052812

Technical data

General

Number of levels	1
Number of connections	2
Nominal cross section	150 mm ²
Color	gray
Insulating material	PA-F
Flammability rating according to UL 94	V0
Rated surge voltage	8 kV
Degree of pollution	3
Overvoltage category	III
Insulating material group	II
Maximum power dissipation for nominal condition	9.55 W

High Current Connectors - UHV150-AS/AS - 2130033

Technical data

General

Connection in acc. with standard	IEC 60947-7-1
Nominal current I_N	309 A
Maximum load current	309 A (with 150 mm ² conductor cross section)
Nominal voltage U_N	1000 V
Open side panel	No
Result of surge voltage test	Test passed
Surge voltage test setpoint	9.8 kV
Result of power-frequency withstand voltage test	Test passed
Power frequency withstand voltage setpoint	2.2 kV
Result of the test for mechanical stability of terminal points (5 x conductor connection)	Test passed
Result of tight fit on support	Test passed
Tight fit on carrier	NS 32/NS 35
Setpoint	15 N
Result of voltage-drop test	Test passed
Requirements, voltage drop	≤ 3.2 mV
Result of temperature-rise test	Test passed
Short circuit stability result	Test passed
Conductor cross section short circuit testing	150 mm ²
Short-time current	18 kA
Result of thermal test	Test passed
Proof of thermal characteristics (needle flame) effective duration	30 s
Relative insulation material temperature index (Elec., UL 746 B)	120 °C
Temperature index of insulation material (DIN EN 60216-1 (VDE 0304-21))	125 °C
Static insulating material application in cold	-40 °C

Dimensions

Length	110 mm
Width	46 mm
Height NS 35/15	56 mm

Connection data

Connection method	Bolt connection
Conductor cross section flexible min.	50 mm ²
Conductor cross section flexible max.	150 mm ²
Cable lug connection according to standard	DIN 46234
Min. cross section for cable lug connection	10 mm ²
Max. cross section for cable lug connection	150 mm ²
Hole diameter, min.	13 mm
Cable lug width, max.	30 mm
Bolt diameter	12 mm

High Current Connectors - UHV150-AS/AS - 2130033

Technical data

Connection data

Screw thread	M12
Tightening torque, min	25 Nm
Tightening torque max	30 Nm
Cable lug connection according to standard	DIN 46235
Min. cross section for cable lug connection	25 mm ²
Max. cross section for cable lug connection	150 mm ²
Hole diameter, min.	13 mm
Cable lug width, max.	34 mm
Bolt diameter	12 mm
Screw thread	M12
Tightening torque, min	25 Nm
Tightening torque max	30 Nm
Power rail	35 mm x 5 mm

Standards and Regulations

Connection in acc. with standard	CSA
	IEC 60947-7-1
Flammability rating according to UL 94	V0

Environmental Product Compliance

China RoHS	Environmentally friendly use period: unlimited = EFUP-e
	No hazardous substances above threshold values

Drawings

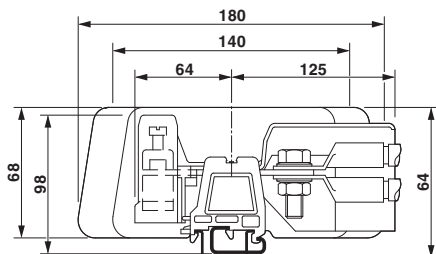
Pictogram



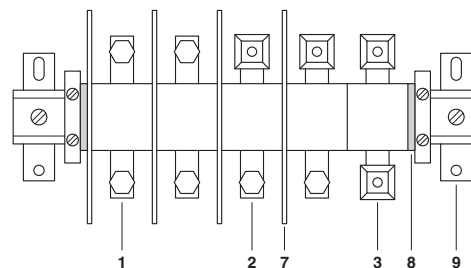
Circuit diagram



Dimensional drawing



Schematic diagram

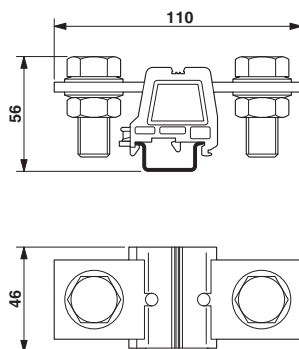


- 1 = high current connector, AS screw set on both sides
- 2 = high current connector, terminal sleeve KH on one side, screw set AS on the other side
- 3 = high current connector, terminal sleeves KH on both sides, for direct cable connection

High Current Connectors - UHV150-AS/AS - 2130033

- 7 = separating plate
- 8 = end piece
- 9 = flat bracket

Dimensional drawing



Approvals

Approvals

Approvals

CSA / UL Recognized / PRS / EAC

Ex Approvals

Approval details

CSA		http://www.csagroup.org/services-industries/product-listing/	13631
	B	C	
Nominal voltage UN	600 V	600 V	
Nominal current IN	275 A	275 A	
mm ² /AWG/kcmil	2-300	2-300	

UL Recognized		http://database.ul.com/cgi-bin/XYV/template/LISEXT/1FRAME/index.htm	FILE E 60425
	B	C	
Nominal voltage UN	600 V	600 V	
Nominal current IN	285 A	285 A	
mm ² /AWG/kcmil	2-300	2-300	

High Current Connectors - UHV150-AS/AS - 2130033

Approvals

PRS		http://www.prs.pl/	TE/1824/880590/09
-----	---	---	-------------------

EAC		EAC-Zulassung
-----	---	---------------

Phoenix Contact 2018 © - all rights reserved
<http://www.phoenixcontact.com>

PHOENIX CONTACT GmbH & Co. KG
Flachsmarktstr. 8
32825 Blomberg
Germany
Tel. +49 5235 300
Fax +49 5235 3 41200
<http://www.phoenixcontact.com>