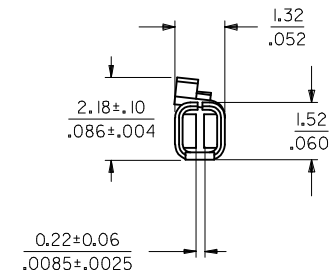
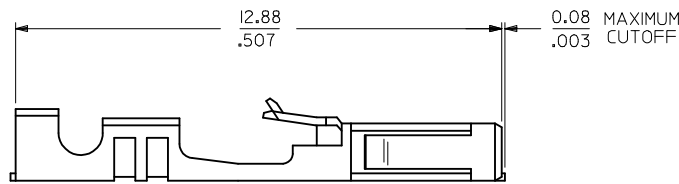
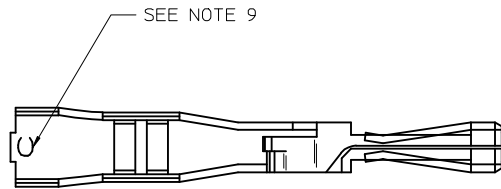
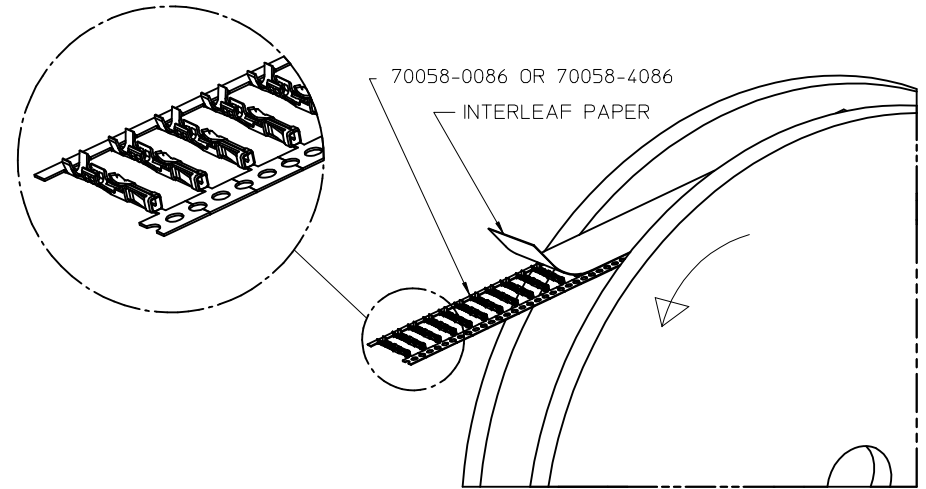


ITEM NUMBER	FINISH	NOTES
70058-0086	POST-PLATE	ALL EDGES COVERED BY PLATING EXCEPT FOR CUT-OFFS OF THE CARRIERS.
70058-4086	PRE-PLATE	ALL CUT EDGES WILL BE EXPOSED AND WILL NOT HAVE PLATING.



NOTES:

1. TERMINAL MATERIAL: PHOSPHOR BRONZE.
2. FINISH: POST-PLATE: 3.81 MICROMETERS/150 MICROINCHES MINIMUM TIN (Sn) IN CONTACT AREA,
1.91 MICROMETERS/75 MICROINCHES MINIMUM TIN (Sn) IN CRIMP AREA,
NICKEL UNDERPLATE OVERALL.
PRE-PLATE: 3.81 MICROMETERS/150 MICROINCHES MINIMUM TIN(Sn) OVER NICKEL UNDERPLATE OVERALL.
3. TERMINAL TO BE USED IN HOUSINGS 70066-**** AND 70450-****.
4. REFER TO PRODUCT SPECIFICATION PS-70058.
5. REFER TO MOLEX OPERATION AND SERVICE MANUAL FOR CRIMP DETAILS.
6. TERMINAL TO BE USED WITH 0.64/.025 SQUARE PINS.
7. TERMINAL TO BE USED WITH 22-24 AWG STRANDED WIRE WITH 1.63/.064 MAXIMUM DIAMETER INSULATION.
8. TERMINALS SUPPLIED IN REEL FORM PER DRAWING PK-70873-1300.
9. CRIMP SIZE INDICATOR C=22-24 AWG.

INITIAL RELEASE EC NO: UCP2013-5345 DRAWN: RHIPPLE 2013/06/11 CHKD: DMORGAN APPR: SMILLER 2013/07/09	QUALITY SYMBOLS ▽=0 ▽=0	GENERAL TOLERANCES (UNLESS SPECIFIED)		DIMENSION STYLE MM/IN	SCALE	DESIGN UNITS INCH	THIRD ANGLE PROJECTION		
		4 PLACES ± --- ± ---	3 PLACES ± --- ± .005	2 PLACES ± 0.13 ± .010	1 PLACE ± 0.25 ± ---	ANGULAR ± 1/2°	DRAWN BY DMORGAN	DATE 2008/05/30	CHECKED BY MSIBARRA
B	DESCRIPTION	DRAFT WHERE APPLICABLE MUST REMAIN WITHIN DIMENSIONS		SIZE C	MATERIAL NO. SEE CHART		DOCUMENT NO. SD-70058-086	SHEET NO. 1 OF 1	
		THIS DRAWING CONTAINS INFORMATION THAT IS PROPRIETARY TO MOLEX INCORPORATED AND SHOULD NOT BE USED WITHOUT WRITTEN PERMISSION							