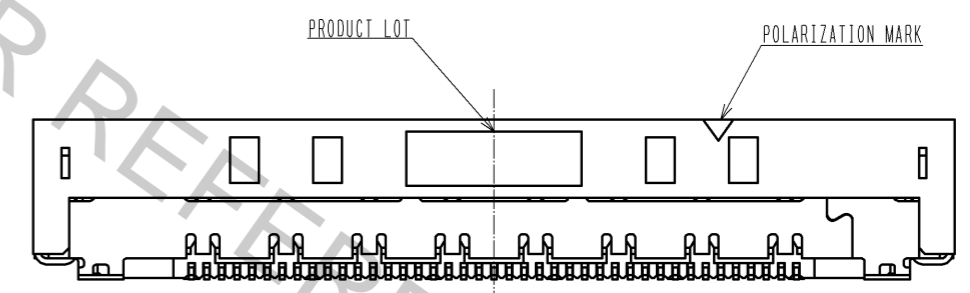
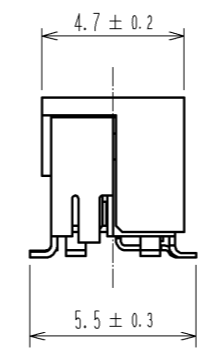
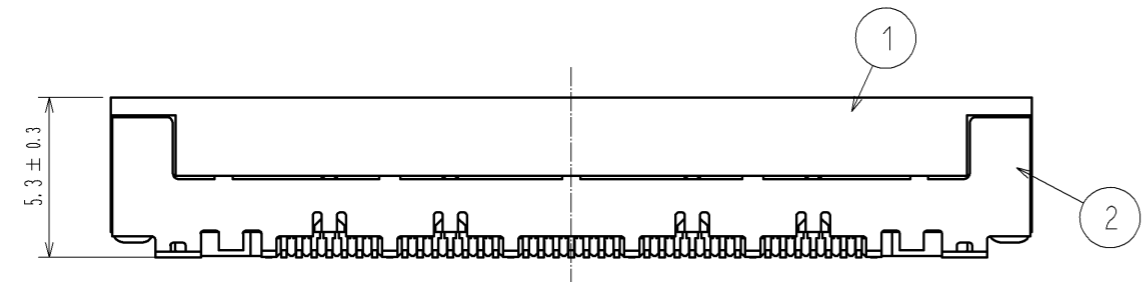
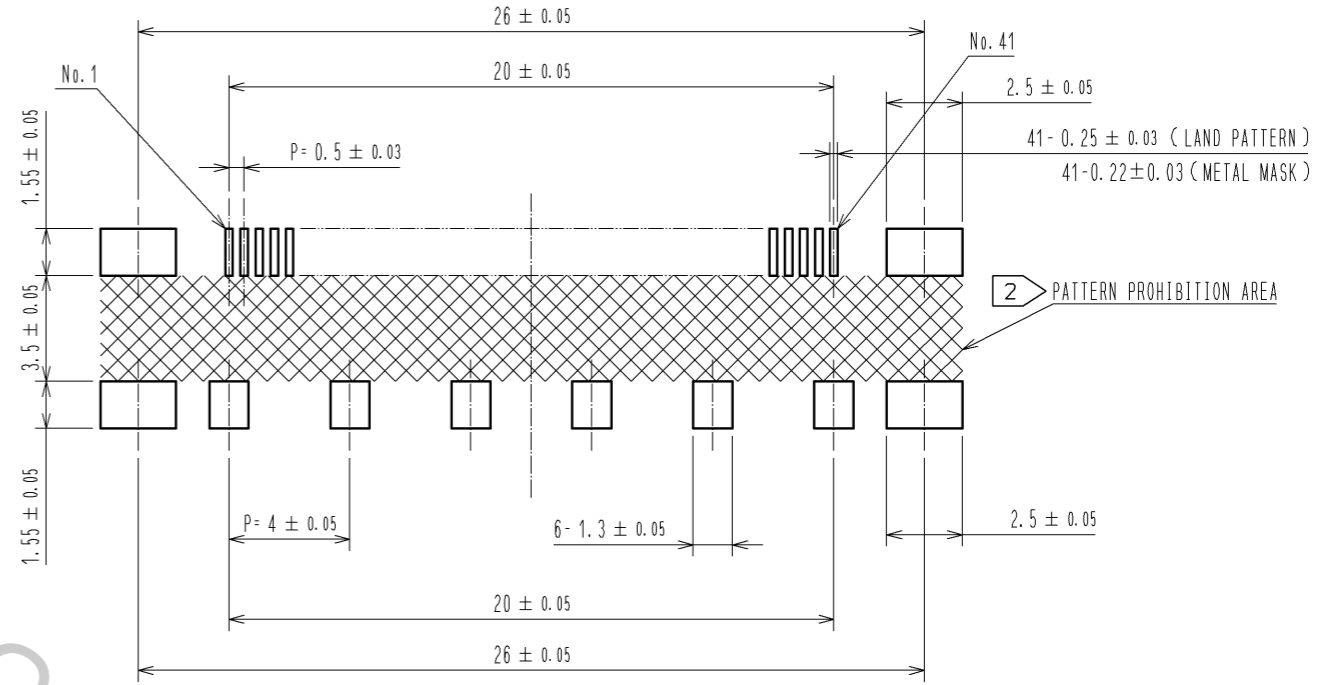
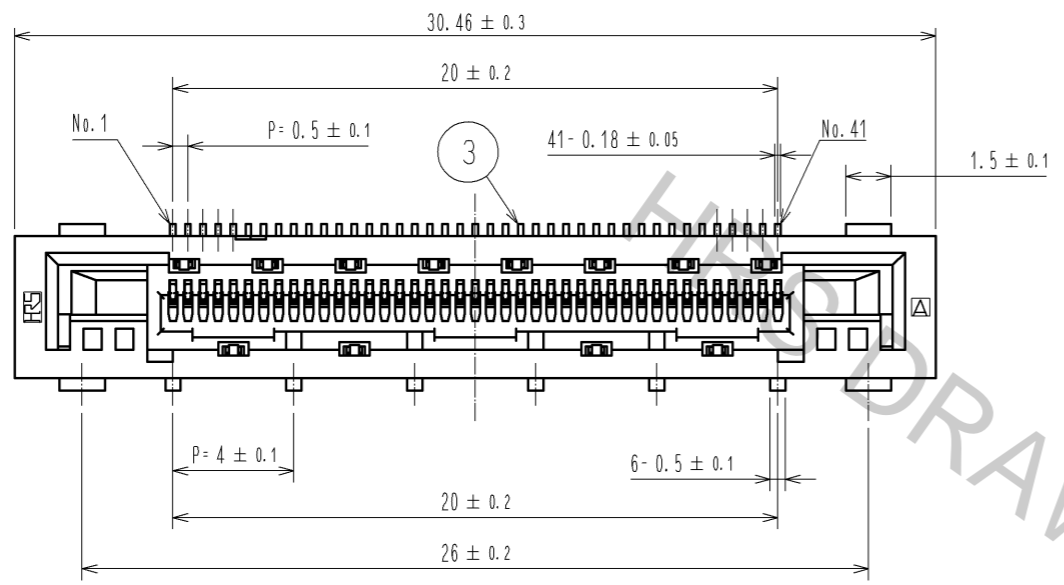


May.1.2017 Copyright 2017 HIROSE ELECTRIC CO., LTD. All Rights Reserved.

1 2 3 4 5 6 7 8

A
B
C
D
E
F

RECOMMENDED LAND PATTERN DIMENSION
(METAL MASK THICKNESS: t=0.12)



- NOTE 1 LEAD CO-PLANARITY OF THIS PRODUCT TO BE 0.1MAX.
 2 AREA OF INNER SMT LAND REQUIRES PATTERN PROHIBITION OR RESIST TREATMENT TO PREVENT THE PATTERN TOUCHING TO THE CONTACTS.
 3 () INDICATES A REFERENCE DIMENSION.
 4 MANUFACTURING PROCESS COULD LEAVE SCRATCH AND/OR PUNCH MARKS HAVING NO AFFECT ON THE PRODUCT PERFORMANCE.
 5 PACKAGING FOR THIS PRODUCT APPLIES EMBOSSED CARRIER TAPE PACKAGING. SEE SHEET 2/2 FOR DETAILS.

| | | | | | | | |
|--------------------------------------|-----------------|---------------------------------------------------------------------------------------------------|----------------------------|------------------------------------------|------------------------------------------------------------------------|--------------------------|--------------------|
| 3 | PHOSPHOR BRONZE | CONTACT AREA: GOLD 0.1 μm min. LEAD AREA: GOLD 0.03 μm min. UNDER PLATING: NICKEL 1 μm min. | 6 5 4 | PI PE PS | TAPE FOR VACUUM PICK UP COVER TAPE EMBOSSED CARRIER TAPE | | |
| 1 | PA | BLACK, UL94V-0 | 2 | BRASS | OVER PLATING: TIN PLATING 1 μm min. UNDER PLATING: NICKEL 2 μm min. | | |
| NO. | MATERIAL | FINISH, REMARKS | NO. | MATERIAL | FINISH, REMARKS | | |
| UNITS mm | | SCALE 4 : 1 | COUNT 2 | DESCRIPTION OF REVISIONS DIS-F-005350 | DESIGNED KN. SHIBUYA | CHECKED HT. YAMAGUCHI | DATE 11. 03. 08 |
| HRS HIROSE ELECTRIC CO., LTD. | | APPROVED : HS. OKAWA 10. 03. 09 | DRAWING NO. EDC3-330389-00 | | | | |
| | | CHECKED : HT. YAMAGUCHI 10. 03. 09 | PART NO. FX16M2-41S-0.5SV | | | | |
| | | DESIGNED : TP. MATSUMOTO 10. 03. 08 | CODE NO. CL575-3002-6-00 | | | | |
| | | DRAWN : TP. MATSUMOTO 10. 03. 08 | | | | | |

