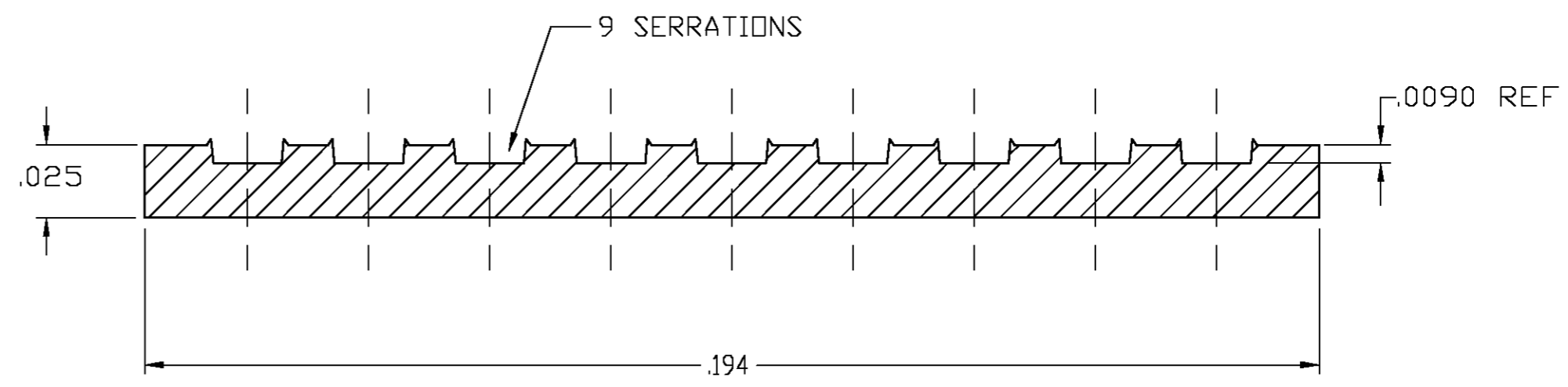
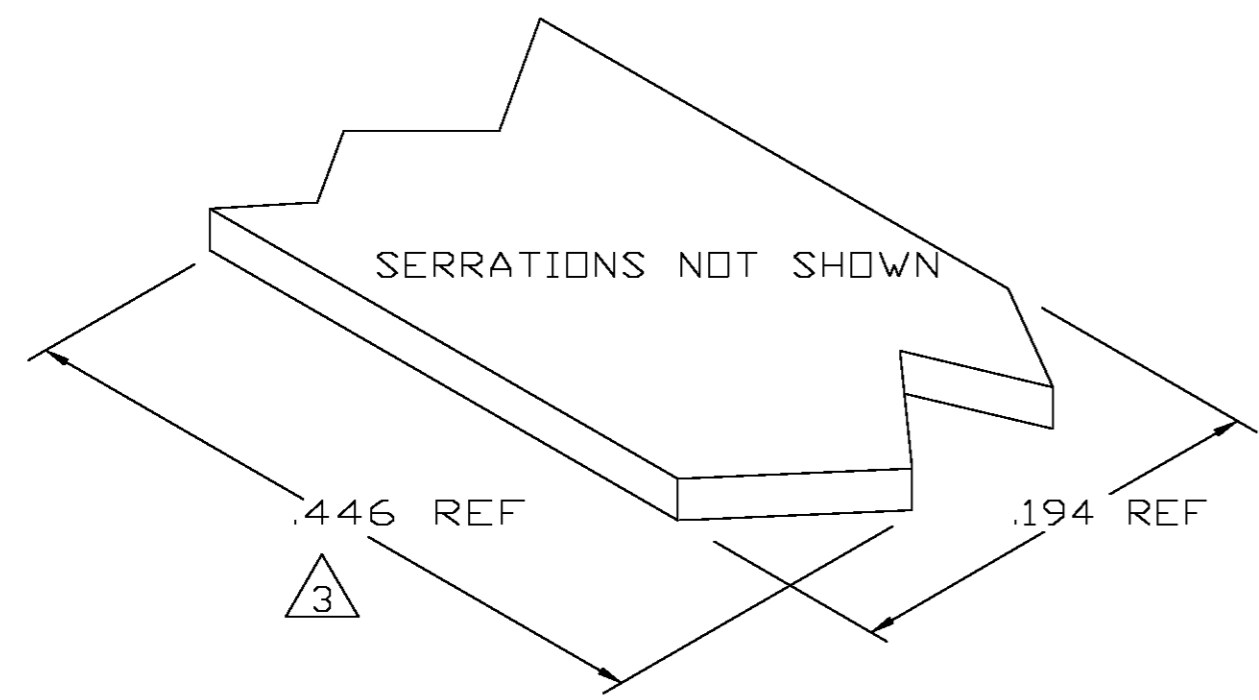


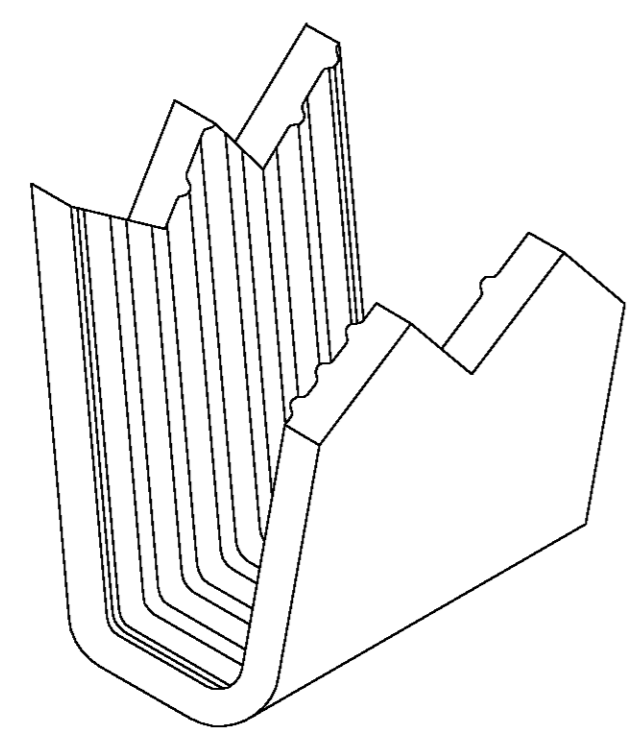
THIS DRAWING IS UNPUBLISHED. RELEASED FOR PUBLICATION
 © COPYRIGHT BY TYCO ELECTRONICS CORPORATION. ALL RIGHTS RESERVED.

LOC	DIST	REVISIONS					
		P	LTR	DESCRIPTION	DATE	DWN	APVD
AF	50	0		TRANSFERED TO TYCO FORMAT	26MAR03	MF	EH

- 1 CRIMPBAND MATERIAL PROVIDED IN CONTINUOUS STRIP.
- 2 REFERENCE DESCRIPTIVE PART NUMBER L1258R25B.
- 3 BLANK LENGTH DETERMINED BY 125 TOOLSET.



TYP. CROSS SECTION



PARTIAL FORMED VIEW (REF)
FORMED BY APPLICATION TOOLING

1601719-1
PART NUMBER

THIS DRAWING IS A CONTROLLED DOCUMENT.		DWN MICHAEL S. FEHER 26MAR2003	Tyco Electronics Corporation Harrisburg, PA 17105-3608	
DIMENSIONS: INCHES		CHK EDWARD HOWARD 26MAR2003		
		APVD EDWARD HOWARD 26MAR2003	NAME - CRIMPBAND, MTM	
TOLERANCES UNLESS OTHERWISE SPECIFIED:		PRODUCT SPEC	RESTRICTED TO	
0 PLC ± -		APPLICATION SPEC	SIZE A2	CAGE CODE 00779
1 PLC ± -			DRAWING NO C=1601719	
2 PLC ± -			SHEET 1 OF 1	
3 PLC ± .005			REV 0	
4 PLC ± -				
ANGLES ± -		WEIGHT -		
FINISH NONE		CUSTOMER DRAWING		
MATERIAL UNS C26000 BRASS		SCALE 1:1		