Alle Rechte vorbehalten/ All rights reserved

Y
Lochbild
board drillings

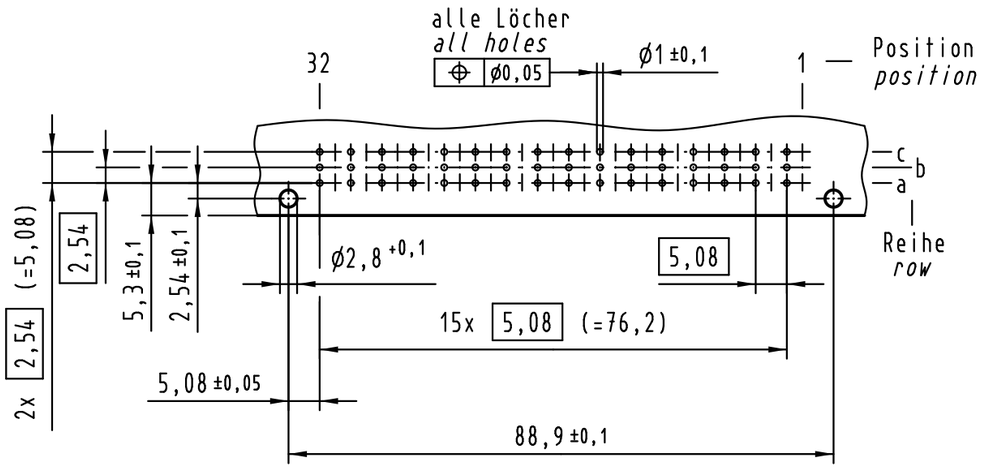

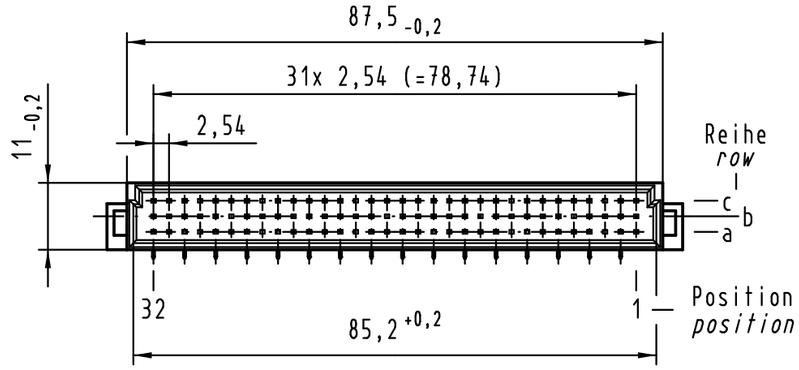

A-A (2:1)

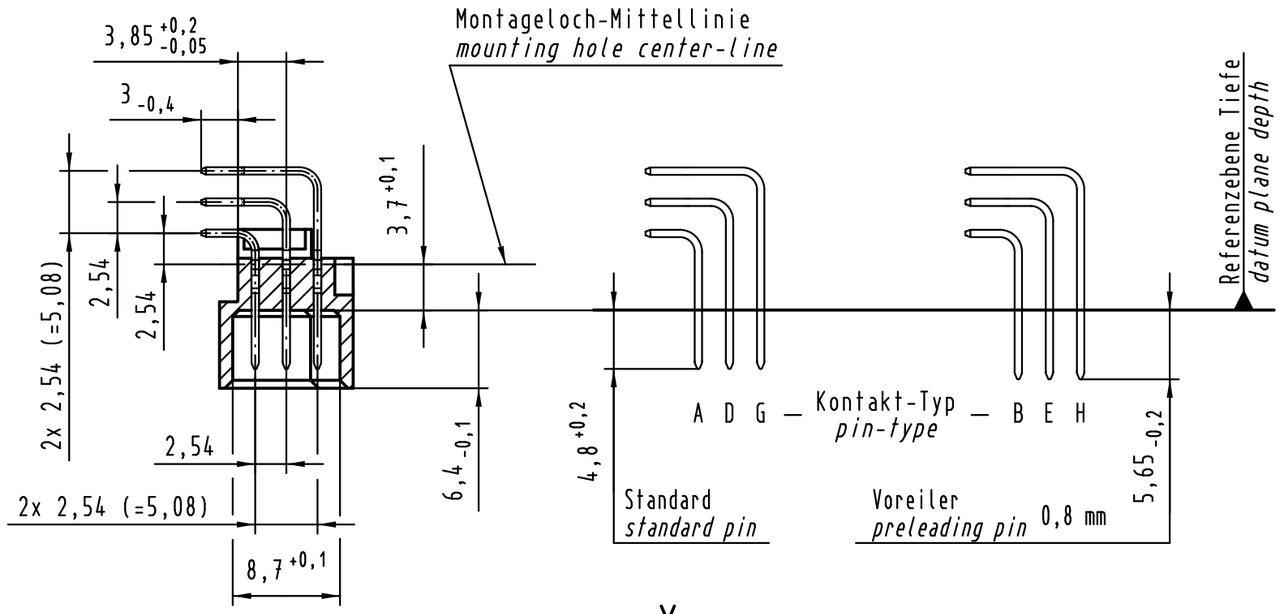

X
Kontaktbelegung
contact loading

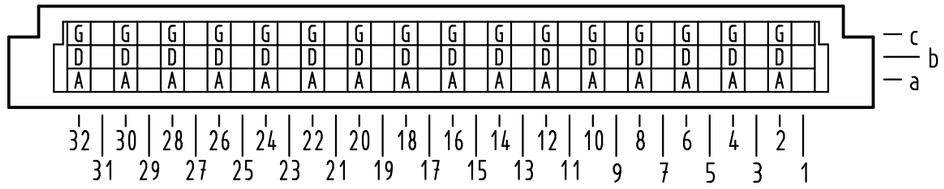

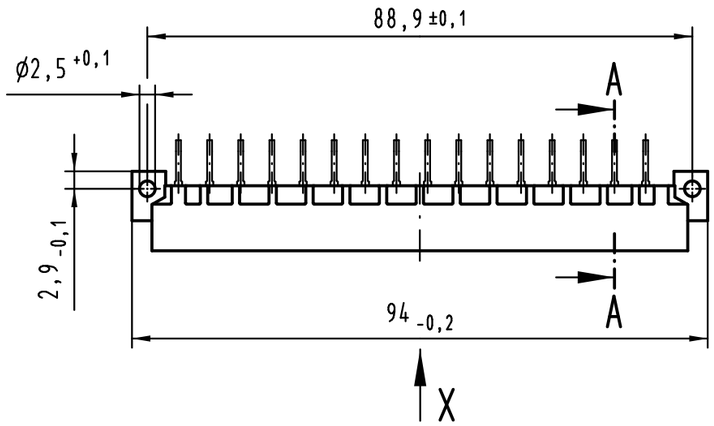

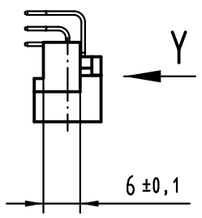

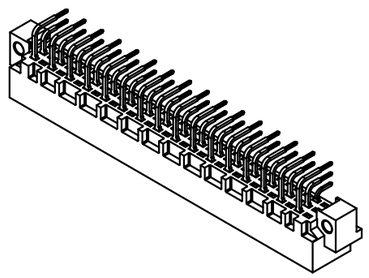

(1) weitere Informationen siehe: DS 09 03 120 02 01
further information see: DS 09 03 120 02 01

09 03 148 6921	2
09 03 148 2921	1
Bestell-Nr. *part-no.*	Anforderungsstufe *performance level* (1)

All Dimensions in mm Original Size DIN A 3			Techn. Character.			
				Dat.	Name	Maßstab/*Scale*
36471	18.01.12	Hage.	Detail.	29.05.00	Rie.	1 : 1
36452	09.11.11	Hage.	Insp.	29.05.00	Pa.	
35345	14.10.08	Hage.	Stand.			
34650	11.10.07	Hage.				
27470						
Mod.	Dat.	Name				

HARTING Electronics GmbH & Co. KG
D-32339 ESPELKAMP

Nicht tolerierte Maße/*Free size tolerances*
IEC 60603-2

Bauform / *type* C
Messerleiste Einlöt 48-polig
male connector solder 48-pole

TB 09 03 148 x921

Blatt/*page* /

Sub.